



# Southern BC



## Conservation and Protection 2021-22 Post Season Review



## Northern Interior BC

- working during the wildfires near 100 Mile house
- Celebrating the new TNG Guardian Cabin opening



## C&P Northern BC Interior Challenges

- **Lack of returning salmon** - resulted in significant closures, reduced fishing opportunities for all users. Very reduced public interaction in the fishery
- **BC Wildfires** – Significant disruption to affected communities and C&P operations. All NIBC staff were deployed to assist in Emergency Response measures over a 16 day period.
- **Limited FO coverage** during closure timeframes. Low staff #'s which resulted in limited patrol coverage in many areas.



## Northern BC Interior Successes

- **Supported communities** in time of need **during wildfires**. Staff deployed into RCMP incident command for 16 days. Provided 2 vessel platforms and rotation of staff.
- TNG (Tsilhqot'in National Government) **guardian program**, continued success and collaborative management between DFO and the TNG. Joint patrols, training and shared work planning processes.
- Built **stronger partnerships** with RCMP, BCCOS, NRO's and FN's and effective support to neighboring detachments.
- Completed **2 Large scale Habitat files** in the Chilcotin area. 62 charges on one file, other file still in review with PPSC.



## C&P Southern BCI Challenges

- Some Lillooet and Lytton area FN chose to **disregard the Department's closures** and license conditions prohibiting gillnets and harvest for sockeye.
  - Fishery Officers dealt with 112 unlicensed gillnets.
- **Limited Fishery Officer coverage** of day and night poaching on the mid Fraser with only 2 officers in Lillooet and 2 officers in Kamloops
- **Large area to patrol with a limited number of Officers** (fisheries and habitat violations) – i.e. 14 hr. drive from one end (McBride area) of the detachment area to the other (Castlegar area)
- Columbia River SARA inspections and investigations require extensive travel



## C&P Southern BCI Successes

- Fishery Officers continued with **patrols on SARA listed Columbia Sturgeon** and had positive impacts on the Columbia River – there was a **newly created SARA Fishery Officer** position out of Salmon Arm last year and this effort continues.
  - Continued patrols; detect gear targeting sturgeon; hydro-electric dam impacts
- **Continued** emphasis on fish **habitat enforcement**. Conducted a large number of Habitat investigations (the new DFO violations reporting system at this time does not allow for the gathering of statistics/reporting to capture the exact number to date). A large number of these files have resulted in corrective measures to counteract, mitigate, and remedy the adverse impacts to fish habitat.



# Lower Fraser Area

## Conservation and Protection 2021-22 Post Season Review

Detachments: Fraser Valley East – Fraser Valley West – Fraser Coastal





## Lower Fraser Area Top Operational Priorities for 2021-22

- Public Health and Safety - CSSP and illegal sales where human health is at risk.
- Fraser River – Stocks of Concern
- General Compliance Inspections
- Endangered Species/Invasive Species
- Habitat Enforcement
- First Nations Interactions (elements included in all other priorities)



## FRASER VALLEY EAST 2021-22



## Fraser Valley East Successes

- A productive **day and night enforcement** program during peak salmon season
- **233 net seizures**
- Good **communication between DFO/Rec/Indigenous** – helped to calm conflict on the Vedder and Fraser
- Continued **helicopter funding** for patrols of the Fraser and tributaries





## Fraser Valley East Successes cont.

- Fishery Officers assisted from other detachments
- Robust high visibility and covert rec fish enforcement program
- 2 new recruits currently in Regina are expected by the end of December 2021
- Joint patrols with other agencies





## Fraser Valley East Challenges

- **Short staffed** – 5 vacancies although 2 new recruits expected by end of year
- **COVID-19 challenges**
- **Low fish returns** resulted in less openings and more UCAT patrols
- **Illegal nets** - indiscriminately target species of concern like sturgeon





## Fraser Valley East Stats 2021-22

- Patrols (FSC/UCAT/Recreational): 120 vehicle, 82 vessel, 22 helicopter
- 1637 recreational compliance checks
- 58 warnings and 74 tickets
- 233 POPU set nets seized for fishing during closed time
- 17 FSC files to date
- 1 2020 FSC file – recently notified charges not approved



# Fraser Valley West 2021-22






## Fraser Valley West Successes



- Numerous **human health and safety/CSSP patrols** result in a large number of charges and some seizures of commercial quantities of contaminated product
- Successful **First Nations interactions** i.e. joint patrol with Tseil-Waututh in Burrard Inlet i.e. Katzie input on ghost gear removal
- Ghost gear and abandoned **gear removal** project on the Fraser near Pitt Meadows removes many nets (30X20X6) from the water just prior to Spring flood and prior to sockeye in-river migration
- Patrols yield 15 POPU **gillnet seizures** from the Fraser River – removal of gear benefits stocks of concern
- Successful completion of another **cross boundary illegal gear** (commercial crab) operation - Joint venture with Washington State Fish and Wildlife and RCMP - crab gear recovery from Boundary Bay (~200 illegal commercial traps and associated gear removed)
- **Aquatic Invasive Species (AIS)** – National priority operation with BCCOS that seized approx. 5000 moss balls contaminated with Zebra mussels .
- Multi-year commercial crab violations investigations continue, utilizing electronic monitoring data only – several trials set for 2021 – one convicted individual received **\$180,000 fine**.
- First full year for the new Habitat Coordinator position (FO Powers) posted to Langley – Responsible for all triaging of habitat incidents in the Lower Fraser Area.
- **Assist with Disaster/Flood relief** – rescue residents of Sumas Prairie



## Fraser Valley West Challenges



- Exponential increase in numbers of recreational resource users as **COVID-19** (indirectly) **pushed more people outdoors** impacting beaches, foreshores and many smaller tributaries
- **Covid still active** and into the 4<sup>th</sup> wave
- **Backlog in courts** (delays and cancellations of proceedings)
- Many **programs cancelled** (i.e. education sessions, career fairs, in person meetings) which led to reduced ability to be proactive
- Record **low sockeye returns** again to Fraser River and tributaries = reduced or no opportunities for the various user groups
- **Poor Chum returns**
- Upper Pitt River – jet boat complaints - sunken jet boat
- High number of larger scale **habitat occurrences** in FVW
- **Flood impacts** i.e. damage to streams and fish




## Fraser Valley West Stats Summary

- Patrols (FSC/UCAT/Recreational): 129 vehicle, 57 vessel, 6 helicopter
- 1023 recreational compliance checks
- 138 warnings and 57 tickets
- 32 Appearance Notices
- 15 POPU gillnets seized fishing during a closed time
- 2 FSC files to date (1 illegal salmon sales + 1 possess undersized crab 22%)
- 12 large scale commercial fishing investigations (crab)
- More than 2 dozen habitat investigations and several Corrective Measures Directions issued



# Fraser Coastal 2021-22





## 2021-22 Fraser Coastal Successes

- **Priority for human health and safety** – bivalve shellfish violations - CSSP patrols result in numerous Tickets and Appearance Notices issued.
- Significant **Illegal gear** (crab trap) **recovery** – several hundred traps seized that were ghost fishing or in a closed area from Sandheads to False Creek.
- Commercial **large scale investigations – Audits**. Assistance from NFIS Analysts. Coordination with Civil Forfeiture Office and CRA.
- Salmon **Closed Time patrols** in The Fraser River and in Marine areas
- **Assist other Detachments** with priority fisheries/conservation closures.
- **Joint Operations**: ECCC, RCMP, BCCOS, CBSA, TC, NOAA, WDFW
- **Aquatic Invasive Species (AIS)** – National priority operation with BCCOS that seized approx. 5000 moss balls contaminated with Zebra mussels .
- **Working collaboratively** with MFN fishery guardians
- Begin training for one new Fishery Officer with another to start soon.



## 2021-22 Fraser Coastal Challenges

- **Covid-19 has increased recreational fishing** to unprecedented levels
  - Need more proactive strategy with community engagement, media, etc.
  - Need strategy to retain staff in one of the most expensive places to live
- **Unauthorized fish sales** continues to be the primary source of **illegal, unregulated and unreported fishing** activities (Domestic IUU).
- **4 vacancies in Steveston** – The number of vacancies and continuous turnaround / training of new Fishery Officers, slows momentum in significantly limits capacity for more complex investigations



<b>FRASER COASTAL (STEVESTON)</b>	<b>1002</b>
<b>CHARGES LAID</b>	<b>50</b>
ABORIGINAL - SHELLFISH (NON-BIVALVES)	3
OTHER - CSSP	9
REC - FINFISH (TIDAL)	15
REC - SALMON (TIDAL)	8
REC - SHELLFISH (NON BIVALVE)	15
<b>CHARGES PENDING/UNDER REVIEW</b>	<b>126</b>
ABORIGINAL - SHELLFISH (NON-BIVALVES)	29
COMM. SHELLFISH - CRAB	7
OTHER - COMMERCIAL INSPECTION	29
OTHER - CSSP	6
REC - EULACHON	10
REC - FINFISH (NON-TIDAL)	4
REC - FINFISH (TIDAL)	14
REC - SHELLFISH (NON BIVALVE)	27
<b>NATIVE PROTOCOL</b>	<b>1</b>
ABORIGINAL - SALMON	1
<b>SEIZURE(S) - PERSONS UNKNOWN</b>	<b>20</b>
ABORIGINAL - SHELLFISH (NON-BIVALVES)	1
REC - EULACHON	1
REC - FINFISH (TIDAL)	2
REC - SHELLFISH (NON BIVALVE)	16

<b>TICKET ISSUED</b>	<b>625</b>
COMM. SALMON - NET	1
OTHER - COMMERCIAL INSPECTION	3
OTHER - CSSP	381
OTHER - SPONGE REEF	5
RCA - ROCKFISH CONS. AREA	6
REC - FINFISH (NON-TIDAL)	2
REC - FINFISH (TIDAL)	58
REC - SALMON (NON-TIDAL)	2
REC - SALMON (TIDAL)	32
REC - SHELLFISH (BIVALVE)	18
REC - SHELLFISH (NON BIVALVE)	115
SARA - SPECIES AT RISK (GENERAL)	1
SARA - STURGEON (WHITE)	1
<b>WARNING ISSUED</b>	<b>178</b>
ABORIGINAL - SHELLFISH (NON-BIVALVES)	4
COMM. SALMON - NET	7
COMM. SHELLFISH - CRAB	1
OTHER - COMMERCIAL INSPECTION	1
OTHER - CSSP	26
OTHER - ILLEGAL SALES	2
OTHER - SPONGE REEF	4
REC - FINFISH (NON-TIDAL)	1
REC - FINFISH (TIDAL)	38
REC - SALMON (NON-TIDAL)	4
REC - SALMON (TIDAL)	18
REC - SHELLFISH (BIVALVE)	2
REC - SHELLFISH (NON BIVALVE)	68
SARA - STURGEON (WHITE)	2
<b>(blank)</b>	<b>2</b>
REC - FINFISH (TIDAL)	1
REC - SHELLFISH (NON BIVALVE)	1





## Lower Fraser Area Gill-Net Seizures 2021-22

- Fraser Valley East      233 (17 have associated violation files)
- Fraser Valley West      15 (all are POPU and sockeye mesh)
- Fraser Coastal            0

Total gill nets to date (this fiscal year)      **248**





## WHALE PROTECTION UNIT 2021 (Annacis & Victoria)





# Whale Protection Unit Successes

- **Increased on water presence**
  - More overlap of team patrol areas for better coverage of area of responsibilities
  - Greater focus on rec fisheries specifically salmon area based fishing closures and chinook management measures





# Whale Protection Unit Successes

- **Worked collaboratively with others**
  - Joint patrols with local detachments
  - Integration with ASP and MPP
  - Worked closely with MM Rescue Program






# Whale Protection Unit Successes

- **Increased Education & Outreach activities**

- Dedicated E&O events and patrols to visit local and remote areas
- 80+ docks, marinas, boat ramps visited / ~200 new signs installed





# Whale Protection Unit Challenges

- **Staffing shortages**
  - 2 of 3 units were operational
- **Knowledge of whale locations**
  - Lack of real-time information





# 2021 WPU Enforcement Stats

<b>Patrol Activity:</b>	<b>Patrol Hours</b>		<b>Vessels Checked</b>	<b>People Checked</b>	<b>Violations Encountered</b>
SARA - SRKW	495	57%	81	98	16
SARA - KW	126	15%	12	34	3
SARA - HB / Gey	40	4%	11	28	3
MMR Non-SARA	43.5	5%	0	0	0
MMR SARA	17	2%	1	2	2
<b>Total Whale Patrol Hours</b>	<b>721.5</b>	<b>83%</b>	<b>105</b>	<b>162</b>	<b>24</b>

<b>Distribution of Effort</b>	<b>Officer Hours</b>
SARA - SRKW	1347
SARA - KW	914
SARA - HB / Gey	127
MMR Non-SARA	185
MMR SARA	62
Public Relations	138
<b>Total Whale Enf. Hours</b>	<b>2773</b>



# South Coast Area





## South Coast Area (Vancouver Island and Lower Coastal Mainland) 2021-22

### Enforcement Challenges

- **Complexity of measures and limited opportunities-** multiple restrictions, late communication of information to the public and general uncertainty
- Fraser River Salmon **conservation measures:** Chinook restrictions; Steelhead window closures; Sockeye conservation
- **C&P focused on highest priorities** (CSSP) and areas of highest risk Conservation measures
- **Access Restrictions** in some communities due to COVID-19
- **US Borders closed until late in season** to all but essential travel – had impacts on user groups i.e. fishing charters/lodges – vessel registration and fishing license issues
- **COVID-19** measures complicated inspections of fishers
- Non-essential travel was restricted



## South Coast – COVID-19

### Dramatic changes to **Recreational Fishery**:

- Early season effort high (locals going out before restrictions)
- Restrictions pushed summer effort to WCVI
- Regional visitors expanded mid-season
- Non-resident Sport Fishing licenses issued after border opened.
- US anglers fishers only arrived when travel restrictions relaxed
- Guides & Lodges impacted (closed or later start up)
- Complexity of restrictions: Open/closed/open; size restrictions & variable size limits
- Support for the regulations was mixed. Chinook/SRKW measures for the recreational salmon fishery continue to be challenging for many clients and communities.



## South Coast - First Nation Fisheries

- 5 Nations - Ahousaht Rights based **fisheries required monitoring**. Lack of agreed to fishing plans and management measures complicated enforcement. Protest style fisheries after allocations reached (FSC remained open)- required C&P focus on unauthorized sales
- Somass Sockeye & Chinook fisheries fished **under agreement**. Cooperative and collaborative fisheries allowed C&P to focus on other fisheries and closed times
- Concern for **illegal sales** generally within south coast area - Changing to high \$ value species
- **Fraser restrictions limited opportunities; closed some areas**
- **Expectations are high for reconciliation**; and traditional enforcement approaches are difficult



## South Coast – Commercial Fisheries

- Very **limited fisheries due to conservation measures**
- WCVI was one of few bright spots with limited Chum, Sockeye and significant Chinook openings. Compliance was generally good
- No Chum openings East Coast Vancouver Island including JST, Comox and Nanaimo areas. Recreational closed mid-season
- Fisheries were well attended and compliance to conservation measures good.
- C&P monitored closed areas for any fishing activity.



## South Coast – Successes

- South Coast C&P is **on track to meet** overall **patrol frequency requirements for CSSP** closed beaches
- **Significant violations on shellfish from closed areas** moving into the commercial market have been detected and seized.
- C&P's Bi-Valve traceability project continues
- Convictions for violations in Commercial, First Nation and Recreational fisheries have resulted in record \$ fine amounts and forfeitures of vessels, gear and catch (see conviction reports-  
<https://www.dfo-mpo.gc.ca/media/charges-inculpations/pac-eng.htm>)



## SOUTH COAST MARINE PATROL PROGRAM





## South Coast MPP (Gold) Crew



### Crew of 12

- 9 CCG staff working 28 days on 28 days off
- 2 Fishery Officers working 14 days on 14 days off





# RHIB Patrol Stats



RHIB Hours: **640** hours  
RHIB Mileage : **6796** nm or  
**12586** km



## Vessels Checked



Commercial Vessels - 242



Recreational Vessels - 445



First Nations Vessels - 30

**752 vessels checked to date in 2020**

## People Checked



Commercial = 374 (Registered)



Recreational = 1009 (Licenced)

**1963 checked to date in 2020**



First Nations = 49 (Designated)



# Violations encountered



**Violations= 211**



# CSSP (Canadian Sanitary Shellfish Program)




2020 Areas patrolled and cleared = 457

2019 Areas patrolled and cleared = 532



# RCA (Rockfish Conservation Areas)



**2020 patrols of RCAs = 805**  
2019 Areas Cleared = 937





# Marine Protected Areas



2020 Marine Protected Areas patrolled = 20

2019 Marine Protected Areas patrolled = 30



# Marine Mammal




2020 Incidents attended = 6

2019 Incidents attended = 10



# QUESTIONS?



— Design by All-free-download.com —